



ENG TEKNOLOGI HOLDINGS BHD 234669M

7 September 2010
Equatorial Hotel, Kuala Lumpur

Contents

- BUSINESS OVERVIEW
- Q2'10 & 1H'10 REPORT
- BUSINESS / MARKET TREND UPDATE
- FUTURE OF HDD
- OUTLOOK & PROSPECT
- Q&A

Business Structure

Eng Teknologi Holdings Bhd (ETHB)

ENGTEK DIVISION

ALTUM DIVISION

Engtek Penang (IPG)
100%

Selekta Inovatif (HDD VCM)
100%

Altum Malaysia (Baseplates, Separators)
100%

Altum Thailand (Baseplates)
100%

Engtek Phils (Actuator, Spindle Motor Components, Separators)
100%

Engtek China (Actuator)
90%

Engtek Thailand (Actuator)
100%

Core Business

- Data Storage Group - HDD

Separators/Dampers (Malaysia, Philippines)



Baseplate (Malaysia, Thailand)



Spindle Components (Philippines)



Actuators (China, Philippines, Thailand)



Core Business


- Industrial Product Group

Gas Control Components
Temperature Control Components
Engine Blocks, etc.
(Malaysia, Philippines, China)



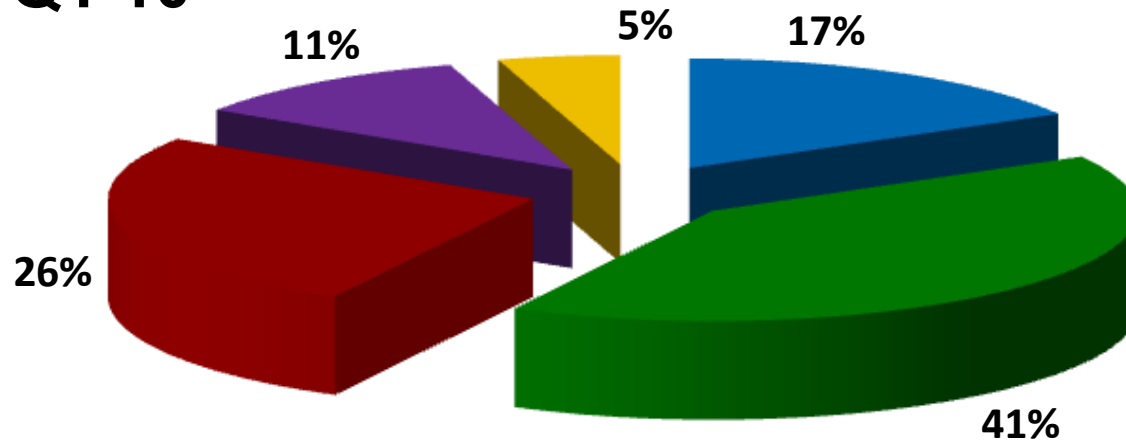
White
Rodgers

Copeland



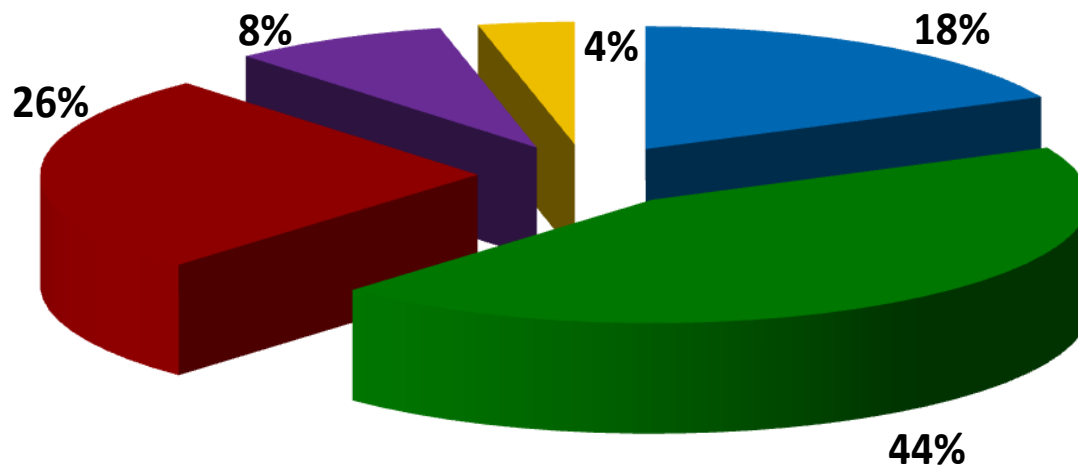
Product Mix Distribution By Revenue

Q1'10



- IPG
- Baseplate
- Actuator
- Separator
- Other DSG

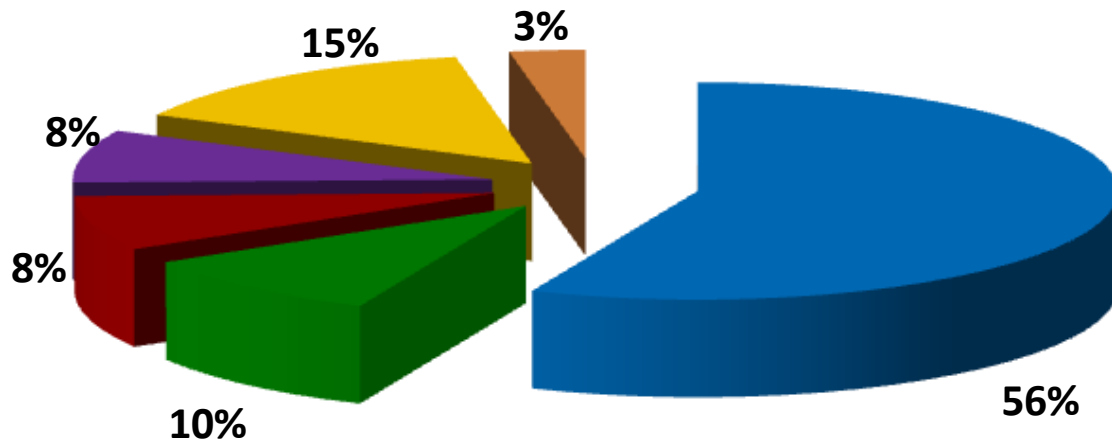
Q2'10



1H'10
RM288.1 mil

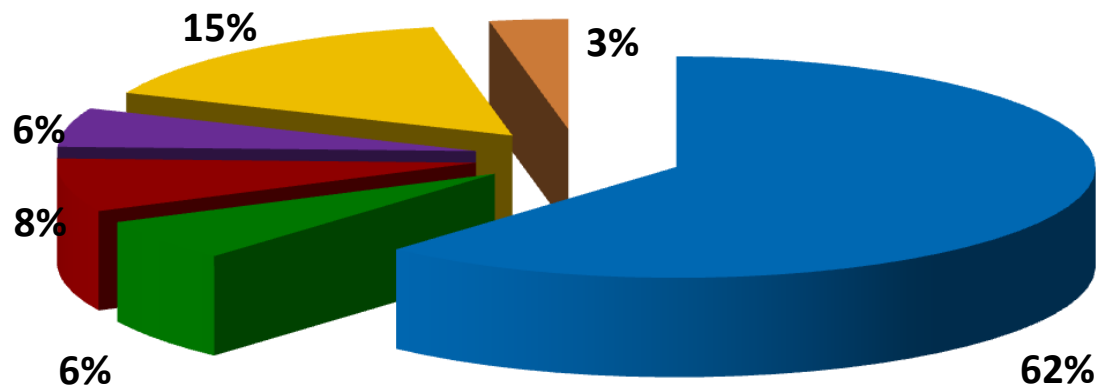
Product Mix Distribution By Major Customers

Q1'10



- WD
- Seagate
- Hitachi
- Other HDD
- Emerson Group
- Others

Q2'10



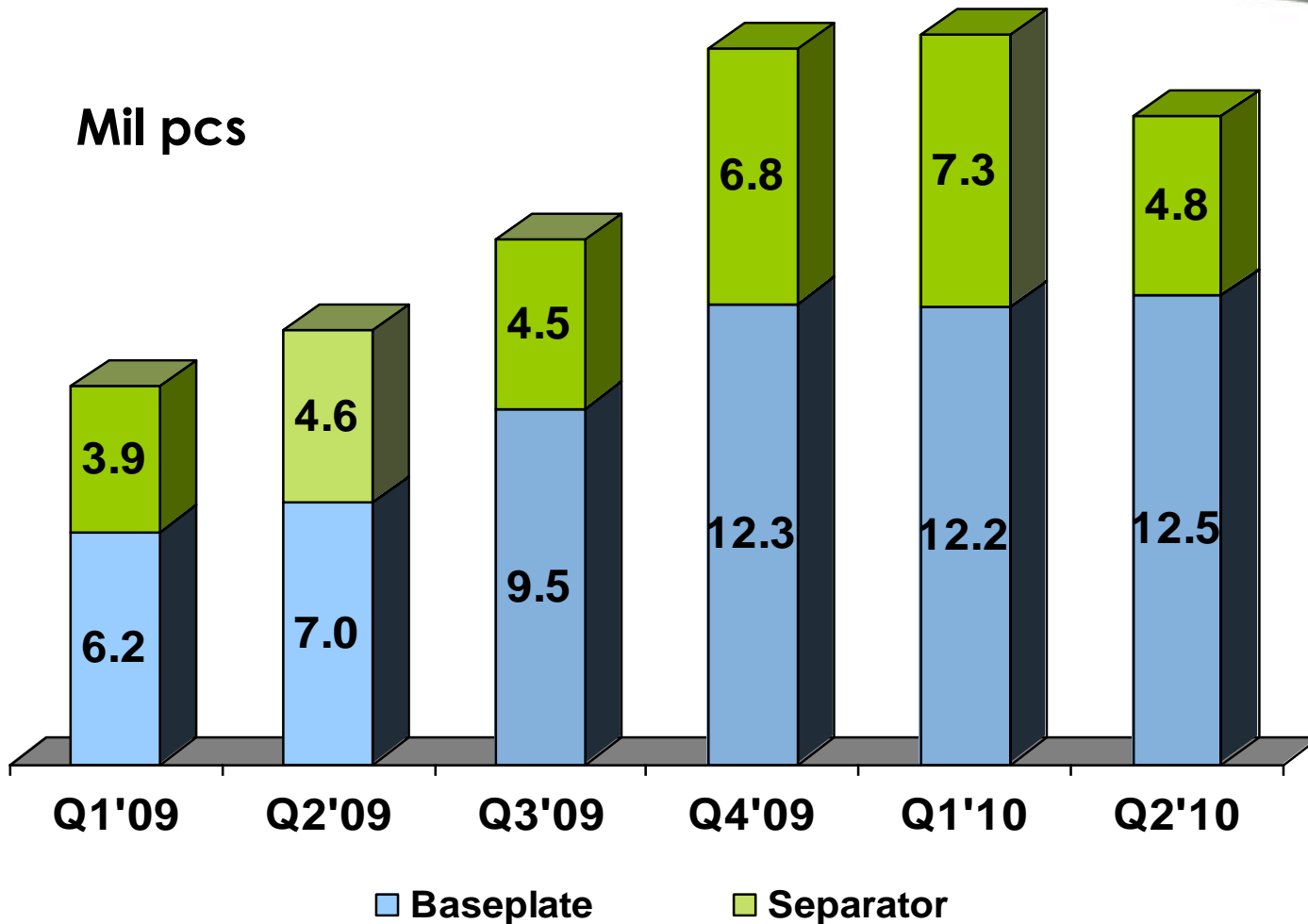
1H'10
RM288.1 mil

Manpower as at 30 June 2010

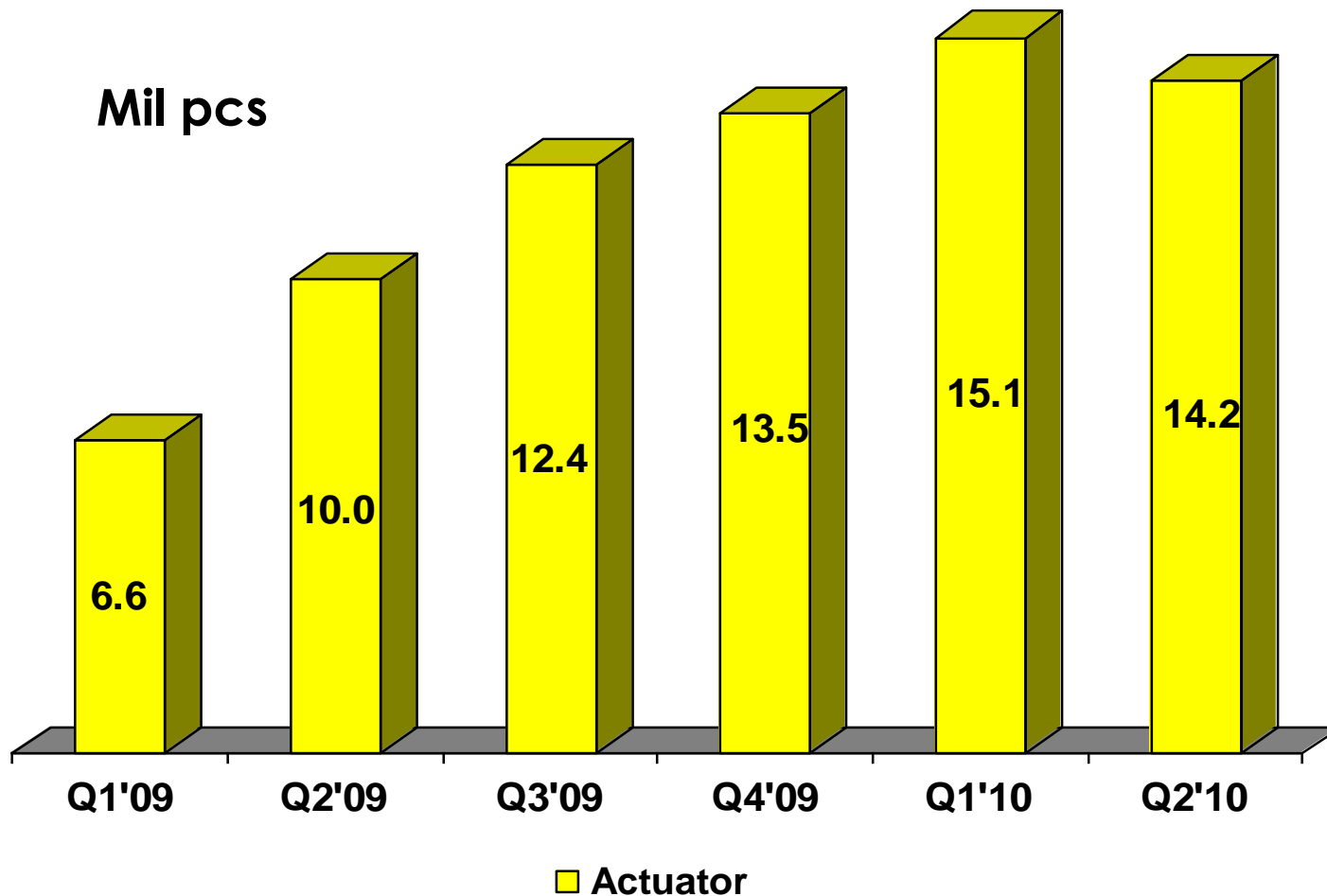
Staff Strength

	[M'SIA]	[PHILS]	[CHINA]	[THAI]	ALL LOCATIONS
Top Management	9	1	2	2	14
Managers	22	6	7	12	47
Engineers	20	7	21	14	62
Staff	59	32	76	43	210
Indirect	339	140	256	342	1077
Direct	1356	482	1116	1368	4322
Grand Total	<u>1805</u>	<u>668</u>	<u>1478</u>	<u>1781</u>	<u>5732</u>

HDD Components Sales Quantity (1)



HDD Components Sales Quantity (2)



Q2'10 Report – Income Statements

RM mil	Q2'10	Q1'10	VAR % 1H'10 vs 1H'09		Q2'09	Q1'09	1H'09
			1H'10	1H'09			
REVENUE	134.6	153.5	288.1	+39%	105.9	100.8	206.7
PBT	12.8	20.1	32.9	+157%	13.0	(0.2)	12.8
NET PROFIT	12.6	18.2	30.8	+171%	11.5	(0.1)	11.4
EBITDA	20.0	30.4	50.4	+39%	24.2	12.1	36.3
EPS (sen)	10.4	15.2	25.6	+168%	9.6	(0.1)	9.5
ROCE (%)	5%	7%	12%	+146%	5%	0%	5%
DIVIDEND (%)	6%	-	6%		3%	-	3%

Q2'10 Report – Balance Sheets

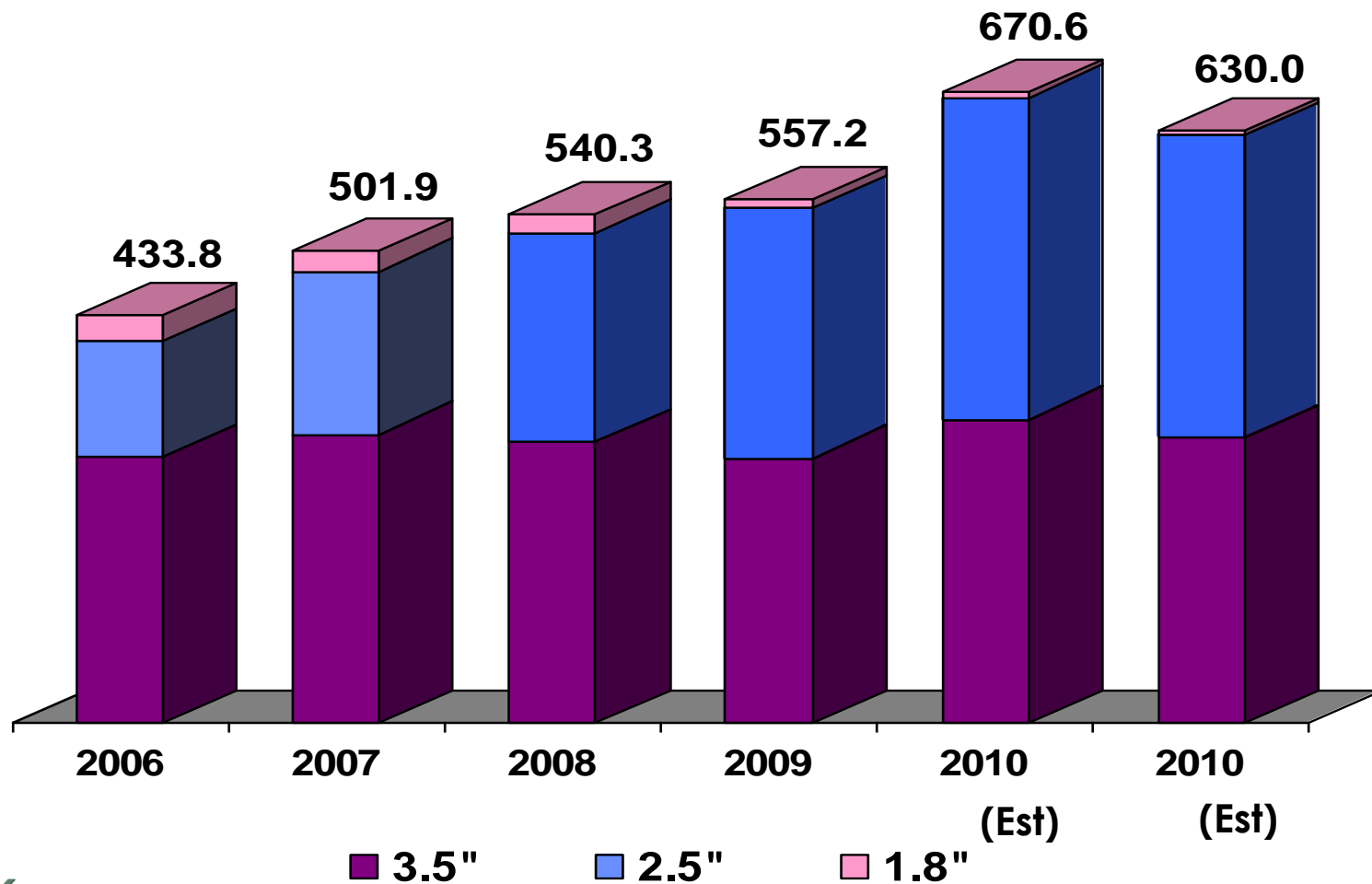
RM mil	Q2'10	Q1'10	Q4'09	Q3'09
PPE	113.9	112.2	120.8	129.1
OTHER NON-CURRENT ASSETS	36.4	35.9	36.2	36.5
CURRENT ASSETS	248.5	249.8	235.5	201.2
CURRENT LIABILITIES	(120.2)	(122.4)	(127.9)	(126.0)
NON-CURRENT LIABILITIES	(16.3)	(20.0)	(24.8)	(22.4)
	262.4	255.5	239.8	218.4
SHAREHOLDERS' FUNDS	260.2	253.2	237.6	216.3
MINORITY INTERESTS	2.2	2.3	2.2	2.0
	262.4	255.5	239.8	218.4
CURRENT RATIO	2.07	2.04	1.84	1.60
NET GEARING	Net Cash	Net Cash	0.04	0.14

Business / Market Trend – HDD Market (Global Shipments)

Mil pcs

← TRENDFOCUS →

ENGTEK



Future of HDD

- **Time tested & reliable data storage product**
- **Very strong/stable supply market**
- **Continuous developments of data hungry apps**
- **Complimenting flash memory devices**
- **Expected growth next 5 years, at least**

Outlook & Prospects

- **FY2010 – surpassing record revenue & PBT**
- **Confident of increasing customer allocation**
- **New businesses by year end**

Possible Pitfalls

- **Forex \uparrow 10sen = RM1.0mil/mth**
- **Aluminum \uparrow USD0.10 = RM250k/mth**
- **ASP \downarrow 1% = RM400k/mth**

Analysis of Shareholdings

	No. of Shares (mil) (28/08/09)	Movement	No. of Shares (mil) (30/06/10)
<u>SHAREHOLDERS:</u>			
a. Directors & subsidiaries' directors	32.4	2.7	35.1
b. Dato' Teh Eong Liang	12.7	(4.3)	8.4
c. Permodalan Nasional Berhad	14.8	2.8	17.7
d. Lembaga Tabung Haji	12.5	(2.4)	10.2
e. Cartaban Nominees (Asing) Sdn Bhd - State Street Australia Fund Q5RU For AIG Asian Opportunity	7.2	(2.5)	4.7
f. Amanah Raya Nominees (Tempatan) Sdn Bhd - Skim Amanah Saham Bumiputera	2.8	(2.8)	0.0
g. Lee Kong Jin Sdn Bhd	2.7	(2.7)	0.0
h. HSBC Nominees (Asing) Sdn Bhd & HSBC Nominees (Tempatan) Sdn Bhd	0.0	6.0	6.0
i. SBB Nominees (Tempatan) Sdn Bhd for Employees Provident Fund Board	0.0	2.0	2.0*
j. Other foreign shareholdings	2.6	0.2	2.7

* Fully disposed in August '10.
Investment Briefing – 7 September 2010

Q & A Session - Thank You

Dato' Teh Yong Khoon , Chief Executive Officer

Eng Teknologi Holdings Bhd

Plot 69-70 Pesara Kampung Jawa

Bayan Lepas Industrial Zone

11900 Bayan Lepas, Penang

Tel: 604-644 0122 (G) / 604-644 9760

Fax : 604-6423430

Website : www.engtek.com

